

# Nicrofer<sup>®</sup> 4320 Ti

Material Data Sheet No. 4045  
February 2003 Edition

**Corrosion-resistant alloy**

Nicrofer<sup>®</sup> 4320 Ti

Nicrofer<sup>®</sup> 4320 Ti

4320 Ti

Nicrofer<sup>®</sup> 4320 Ti

Nicrofer<sup>®</sup> 4320 Ti

Nicro

A company of  
ThyssenKrupp  
Stainless

**ThyssenKrupp VDM**

**QUEENSLAND AGENTS:**

Isolthermics Company Australia Pty Ltd

Phone 07 3806 5411

Fax 07 3806 5148

Email [info@isolthermics.com.au](mailto:info@isolthermics.com.au)

Web [www.isolthermics.com.au](http://www.isolthermics.com.au)



ThyssenKrupp

Nicrofer 4320 Ti is a  $\gamma'$ -phase precipitation-hardenable austenitic nickel-iron-chromium alloy containing molybdenum, copper, titanium and aluminium. It exhibits high strength at temperatures up to approx. 1020 °F (550 °C) and

shows excellent corrosion resistance including resistance to sulfide stress cracking (SSC) under H<sub>2</sub>S containing sour gas conditions. It is used for surface and down-hole applications in sour gas wells and in oil production.

### Designations and standards

Country National standards	Material designation	Specification							
		Chemical composition	Tube and pipe		Sheet and plate	Rod and bar	Strip	Wire	Forgings
			seamless	welded					
D DIN VdTÜV	W.-Nr. 2.4852 NiCr20FeMo3TiCuAl								
F AFNOR									
UK BS									
USA ASTM ASME NACE	UNS N09925  Material listed in MR 0175								
ISO									

Table 1 – Designations and standards.

### Chemical composition

	Ni	Cr	Fe	C	Mn	Si	Mo	Cu	Ti	Al	Nb	P	S
min.	42.0	19.5	22.0				2.5	1.5	1.9	0.1			
max.	46.0	22.5		0.03	1.0	0.5	3.5	3.0	2.4	0.5	0.5	0.03	0.03

Table 2 – Chemical composition (wt.-%).

## Physical properties

Density	8.1 g/cm <sup>3</sup>	0.292 lb/in. <sup>3</sup>
Melting range	1311 – 1366 °C	2392 – 2490 °F
Permeability at 20 °C / 68 °F at 200 Oersteds (15.9 kA/m)	1.001	

Temperature (T)		Specific heat		Thermal conductivity		Electrical resistivity		Modulus of elasticity		Coefficient of thermal expansion between room temperature and T	
°C	°F	$\frac{\text{J}}{\text{kg K}}$	$\frac{\text{Btu}}{\text{lb } ^\circ\text{F}}$	$\frac{\text{W}}{\text{m K}}$	$\frac{\text{Btu in.}}{\text{ft}^2 \text{ h } ^\circ\text{F}}$	$\mu \Omega \text{ cm}$	$\frac{\Omega \text{ circ mil}}{\text{ft}}$	$\frac{\text{kN}}{\text{mm}^2}$	10 <sup>3</sup> ksi	$\frac{10^{-6}}{\text{K}}$	$\frac{10^{-6}}{^\circ\text{F}}$
20	68	435	0.104	12.0	83	117	70	199	28.9		
93	200		0.109					195	28.3		7.8
100	212	456		12.9	89					13.2	
200	392	486		14.3	99					14.2	
204	400	485	0.116					188	27.3	14.6	8.1
300	572	507		15.9	110					14.7	
316	600		0.122					182	26.4	14.9	8.4
400	752	532		17.4	121					15.0	
427	800	540	0.129					175	25.4	15.2	8.5
500	932	561		19.3	134					15.3	
538	1000		0.136					168	24.4		8.7
600	1112	586		22.2	154					15.7	
649	1200	598	0.143					160	23.2		9.0
700	1292	611		24.0	167					16.3	
760	1400		0.150					150	21.8		9.5
800	1472	641		28.2	196					17.2	
871	1600	657	0.157					139	20.2		
900	1652	666		27.2	192						

Table 3 – Typical physical properties at room and elevated temperatures.

## Mechanical properties

The following properties are applicable to Nicrofer 4320 Ti in the solution-annealed and age-hardened condition and indicated size range.

Product	Dimensions thickness/diameter			Tensile strength R <sub>m</sub>		0.2% Yield strength R <sub>p0.2</sub>		1.0% Yield strength R <sub>p1.0</sub>		Elongation A <sub>5</sub> %	Rockwell hardness* HRC
	mm	inches		N/mm <sup>2</sup>	ksi	N/mm <sup>2</sup>	ksi	N/mm <sup>2</sup>	ksi		
Hot rolled or forged Rod & bar	≤ 225	≤ 8.75	Average	1133	164.3	810	117.5	868	125.9	28.5	32.6
			Range	1092 to 1188	158.4 to 172.3	734 to 898	106.5 to 130.2	805 to 950	116.8 to 137.8	27 to 30	31 to 36

\*Acceptable in the solution-annealed and aged condition to 35 HRC maximum according to NACE Standard MR0175

Table 4 – Average and range of mechanical properties at room temperature, in the solution-annealed and TK VDM two stage precipitation heat treated condition.

## ISO V-notch impact toughness

Average values at room temperature: ≥ 110 J/cm<sup>2</sup>

## Slow strain rate test results

Slow strain rate tests in compliance with EXXON and Halliburton specifications using a strain rate of  $4 \times 10^{-6} \text{ s}^{-1}$  corresponding to a crosshead displacement rate of  $1.02 \times 10^{-4} \text{ mm s}^{-1}$  yielded the following results. In all cases round tensile samples were machined according to NACE Standard TM 0177, Practice A and electropolished to minimize the influence of cold work on the surface as a result of machining.

## Metallurgical structure

Nicrofer 4320 Ti is a precipitation-hardenable austenitic Ni-Fe-Cr alloy with additions of titanium and aluminium. Precipitation-hardening, which is carried out in a dual step thermal treatment to ensure only formation of  $\gamma'$ -phase and to avoid particularly formation of brittle phases such as  $\sigma$ -phase, considerably increases the alloy's hardness and tensile strength. Prolonged exposure to higher temperatures causes detrimental phases to form. Fig. 1 shows the time-temperature-transformation (TTT) diagram for Nicrofer 4320 Ti material in the initially solution-annealed condition.

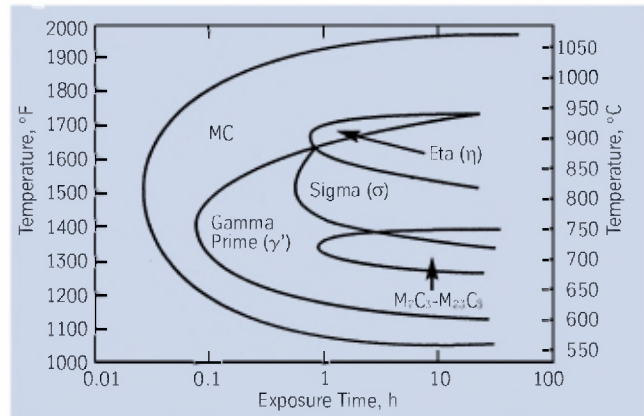


Fig. 1 – Time-temperature-transformation diagram for solution-annealed Nicrofer 4320 Ti material.

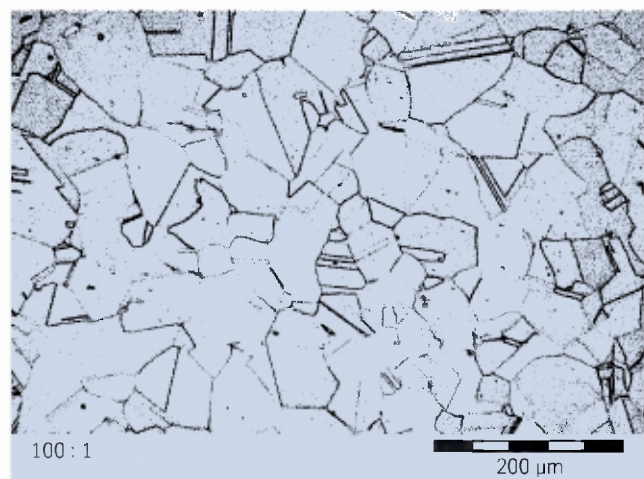


Fig. 2 – Typical microstructure of solution-annealed Nicrofer 4320 Ti as exhibited by 8.5" diameter rod.

Medium	Temperature	Final fracture load kN	Time of failure		Reduction of area	
			h	Ratio (%)	%	Ratio (%)
A	RT	32.0	21.08		38.7	
B	177 °C (350 °F)	32.8	23.17	110	28.6	73.9
		32.6	20.28	96.2	25.9	66.9
		33.8	20.37	96.6	27.7	71.6
Medium A: 0.69 MPa N <sub>2</sub> deionised water Medium B: 25% NaCl, 0.5% acetic acid, 0.69 MPa H <sub>2</sub> S						

Table 5 – Slow strain rate test results according to EXXON specification.

Medium	Temperature	Final fracture load kN	Time of failure		Reduction of area	
			h	Ratio (%)	%	Ratio (%)
C	RT	32.1	21.98		47.9	
D	149 °C (300 °F)	31.4	17.08	77.7	33.2	69.3
		33.3	19.77	89.9	29.7	62.0
		31.9	23.05	104.9	33.6	70.1
Medium C: 5 MPa N <sub>2</sub> deionised water Medium D: 25% NaCl, 0.172% MPa H <sub>2</sub> S, 4.83 MPa CO <sub>2</sub>						

Table 6 – Slow strain rate test results according to Halliburton specification.

### Corrosion resistance

The high chromium content as well as molybdenum and copper contents make Nicrofer 4320 Ti material very resistant to all forms of corrosion in a variety of chemical media under both reducing and oxidizing conditions. Due to its high nickel content Nicrofer 4320 Ti also exhibits virtual immunity to chloride-induced stress-corrosion cracking. Particularly useful is Nicrofer 4320 Ti in oil and sour gas environments as well as seawater.

Critical pitting and crevice corrosion temperatures (CPT and CCT) of Nicrofer 4320 Ti determined in accordance to ASTM G48, Methods C and D respectively, indicated the respective values to be similar for both materials in the solution-annealed as well as in the solution-annealed and age-hardened condition as shown in Fig. 2.

Table 7 lists CPT and CCT together with Pitting Resistance Equivalent (PRE) values for Nicrofer 4320 Ti, Incoloy alloy 925 and various other similar alloys for comparison.

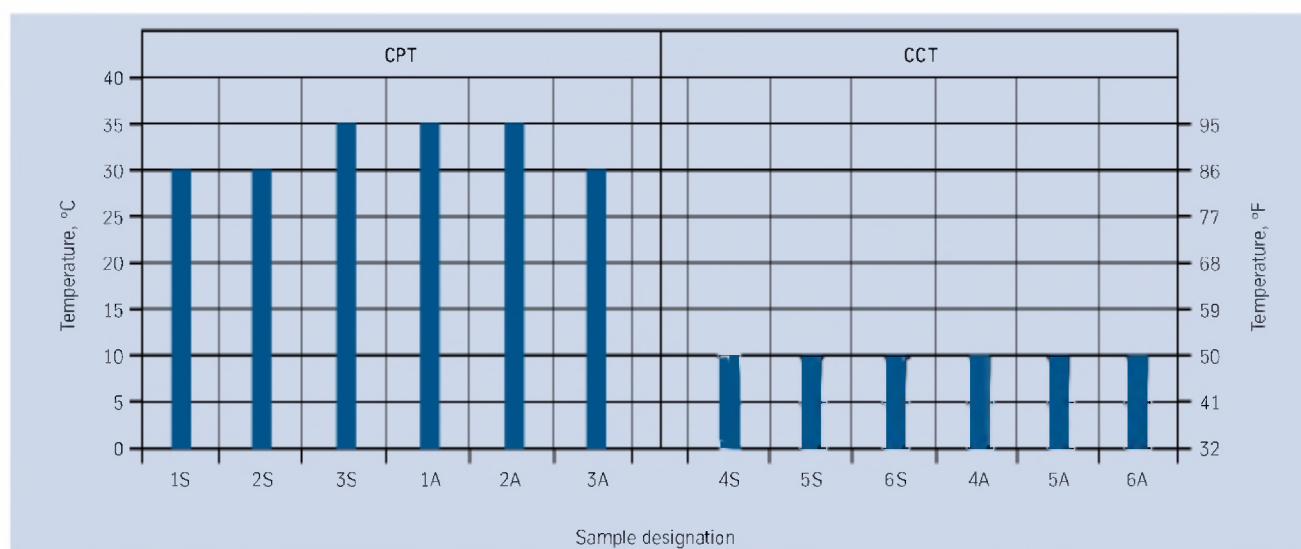


Fig. 3 – Critical pitting (CPT) and crevice corrosion (CCT) temperatures of Nicrofer 4320 Ti in the solution-annealed (S) and solution-annealed and age-hardened (A) condition.

# Nicrofer® 4320 Ti

Alloy	UNS	CPT* in °C	CCT* in °C	PRE**
Nicrofer 4320 Ti	N 09925	30	< 10	29
Alloy 825	N 08825	30	< 5	33
Alloy 625	N 06625	77.5	57.5	51
Alloy 926	N 08926	72.5	47.5	47
Alloy 31	N 08031	85	65	54

\*Determined according to ASTM G48 Method C and D respectively (10% FeCl<sub>3</sub> · 6H<sub>2</sub>O; 2.5 °C temperature steps up to 85 °C max.)  
 \*\*PRE = % Cr + 3.3% Mo + 30% N

Table 7 – Comparison of CPT, CCT and PRE values for Nicrofer 4320 Ti and other alloys used in the oil and gas industry.

C-Ring tests performed according to NACE Standard TM 0177, Method C in various test solutions and different periods of exposure varying from 30 to 61 days showed no sensitivity

for Nicrofer 4320 Ti to stress-corrosion-cracking (SCC) in H<sub>2</sub>S environments. Details of the tests are shown in Table 8.

Material condition	Test medium	Temperature	0.2% Yield strength R <sub>p0.2</sub>		Applied stress % YS	Test duration days	SCC
			N/mm <sup>2</sup>	ksi			
age-hardened* age-hardened*	A	RT	822 753	119.2 109.2	100	30	no no
age-hardened* age-hardened*	B	RT	822 753	119.2 109.2	100	30	no no
age-hardened age-hardened	C	260 °C (500 °F)	822 753	119.2 109.2	100	42	no no
age-hardened age-hardened	D	232 °C (450 °F)	822 753	119.2 109.2	100	61	no no
age-hardened age-hardened	E	RT	822 753	119.2 109.2	100	42	no no

\*Samples were coupled to carbon steel (screw)

**Test Media:**

- A acc. to Halliburton specification: 5% NaCl + 0.23% acetic acid + 0.4% sodium acetate; Gasphase: saturated H<sub>2</sub>S, purging N<sub>2</sub>, atmospheric pressure
- B acc. to FMC specification: 5% NaCl + 0.5% acetic acid; Gasphase: saturated H<sub>2</sub>S, purging N<sub>2</sub>, atmospheric pressure
- C acc. to FMC specification: 15% NaCl; Gasphase: 0.7 bar H<sub>2</sub>S + 34.5 bar CO<sub>2</sub>, purging N<sub>2</sub>, overall pressure 70 bar; at RT: 70 bar; at 260 °C: 200 bar
- D acc. to FMC specification: 15% NaCl; Gasphase: 12 bar H<sub>2</sub>S + 52 bar CO<sub>2</sub>, purging N<sub>2</sub>
- E 5% acetic acid; Gasphase: H<sub>2</sub>S saturated; purging N<sub>2</sub>

Table 8 – C-Ring Stress-Corrosion-Cracking tests according to NACE Standard TM 0177, Method C of solution-annealed and age-hardened Nicrofer 4320 Ti in sour environments.

### Applications

Nicrofer 4320 Ti finds application in oil and natural gas exploration and production particularly in “sour” (H<sub>2</sub>S containing) environments.

Typical applications are:

- tool joints
- down-hole and surface gas-well components
- pump shafting and similar high-strength hardware particularly in marine environments and others containing both chlorides and sulfides.

### Melt practice

Nicrofer 4320 Ti is melted in induction furnaces. The cast ingots are subsequently remelted using the electro-slag remelt (ESR) process before proceeding with hot working.

### Fabrication and heat treatment

Nicrofer 4320 Ti can readily be hot- and cold worked and machined.

#### Heating

Workpieces must be clean and free from all kinds of contaminants before and during any heat treatment.

Nicrofer 4320 Ti may become embrittled if heated in the presence of contaminants such as sulphur, phosphorus, lead and other low-melting-point metals. Sources of such contaminants include marking and temperature-indicating paints and crayons, lubricating grease, fluids and fuels.

Fuels must be as low in sulphur as possible. Natural gas should contain less than 0.1 wt.-% sulphur. Fuel oils with a sulphur content not exceeding 0.5 wt.-% are suitable.

Due to their close control of temperature and freedom from contamination, thermal treatments in electric furnaces under vacuum or an inert gas atmosphere are to be preferred. Treatments in an air atmosphere and alternatively in gas-fired furnaces are acceptable though, if contaminants are at low levels so that a neutral or slightly oxidizing furnace atmosphere is attained. A furnace atmosphere fluctuating between oxidizing and reducing must be avoided as well as direct flame impingement on the metal.

#### Hot working

Nicrofer 4320 Ti may be hot worked (forged) in the temperature range 1050 to 920 °C (1920 to 1680 °F), followed by air cooling.

Hot rolling should be carried out at temperatures  $\geq$  950 °C ( $\geq$  1740 °F).

For heating up, workpieces may be charged into the furnace at maximum working temperature. When the furnace has returned to temperature, the workpieces should be soaked for 60 minutes per 100 mm (4 in.) of thickness. At the end of this period it should be withdrawn immediately and worked

within the above temperature range. If the metal temperature falls below the minimum hot working temperature, it must be reheated.

#### Cold working

Cold forming of Nicrofer 4320 Ti is preferably done in the solution-annealed condition prior to age-hardening. Nicrofer 4320 Ti has a higher work-hardening rate than austenitic stainless steels. This should be taken into account when selecting forming equipment.

#### Heat treatment

Solution heat treatment should be carried out in the temperature range 980 – 1040 °C (1800 – 1900 °F) for 2 h followed by water quenching. For age hardening the following two step precipitation treatment process is used: 740 °C (1365 °F) for 6 h followed by furnace cooling to 621 °C (1150 °F) at which temperature the material is held for a further 6 h before air cooling to room temperature. This thermal treatment results in a structure with a homogeneous and uniformly distributed grain size.

For any thermal treatment the material should be charged into the furnace at maximum working temperature. Also for any thermal treatment operation the precautions concerning cleanliness mentioned earlier under ‘Heating’ must be observed.

#### Descaling and pickling

Oxides of Nicrofer 4320 Ti and discoloration adjacent to welds are more adherent than on stainless steels. Grinding with very fine abrasive belts or discs is recommended. Care should be taken to prevent tarnishing.

Before pickling which may be performed in a nitric/hydro-fluoric acid mixture with proper control of pickling time and temperature, the surface oxide layer must be broken up by abrasive blasting or by carefully performed grinding or by pretreatment in a fused salt bath.

#### Machining

Nicrofer 4320 Ti can be machined in the solution-annealed or age-hardened condition. As the alloy exhibits a high work-hardening rate only low cutting speeds should be used compared with low-alloyed standard austenitic stainless steels. Tools should be engaged at all times. An adequate depth of cut is important in order to cut below the previously formed work-hardened zone.

Best results with the smoothest surface finish at final dimension are obtained by rough machining before age hardening and finishing after precipitation treatment in the aged condition. Nicrofer 4320 Ti is more easily machined than Nicrofer 5219 Nb – alloy 718 (UNS N07718).

#### Welding

Consultation with ThyssenKrupp VDM’s Welding Laboratory is recommended.

### Availability

Nicrofer 4320 Ti is available in the following standard product forms:

#### Rod & bar

Conditions:

forged, rolled, drawn,  
thermally treated (solution annealed and age-hardened),  
pickled, machined, peeled or ground

Product	Forged <sup>1)</sup> mm	Rolled <sup>1)</sup> mm	Drawn <sup>1)</sup> mm
Rod (o. d.)	≤ 250	8 – 60	12 – 50
Bar, square (a)	40 – 175	15 – 175	not standard

	inches	inches	inches
Rod (o. d.)	≤ 10	$\frac{5}{16}$ – $2\frac{3}{8}$	$\frac{1}{2}$ – 2
Bar, square (a)	$1\frac{3}{8}$ – 7	$\frac{10}{16}$ – 7	not standard

<sup>1)</sup> other sizes and conditions subject to special enquiry

*The information contained in this data sheet is based on results of research and development work available at the time of printing and does not provide any guarantee of particular characteristics or fit. ThyssenKrupp VDM reserves the right to make changes without notice. The data sheet has been compiled to the best knowledge of ThyssenKrupp VDM and is given without any liability on the part of ThyssenKrupp VDM. ThyssenKrupp VDM is only liable according to the terms of the sales contract and in particular to the General Conditions of Sales in case of any delivery from ThyssenKrupp VDM.*

*As updates of data sheets are not automatically sent out, when issued, ThyssenKrupp VDM recommends to request the latest edition of required data sheets either by phone +49 (0) 23 92 55 2493, by fax +49 (0) 23 92 55 2111 or by E-mail under [info@tks-vdm.thyssenkrupp.com](mailto:info@tks-vdm.thyssenkrupp.com).*

*February 2003 Edition.*

### Forgings

Shapes other than discs, rings, rod and bar are subject to special enquiry. Flanges and hollow shafts may be available up to a piece weight of 4.5 t.



**ThyssenKrupp VDM GmbH**

Plettenberger Strasse 2

58791 Werdohl

P.O. Box 18 20

58778 Werdohl

Germany

Phone: +49 (23 92) 55-0

Fax: +49 (23 92) 55-22 17

E-Mail: [info@tk-vdm.thyssenkrupp.com](mailto:info@tk-vdm.thyssenkrupp.com)

[www.thyssenkruppvdm.de](http://www.thyssenkruppvdm.de)

**QUEENSLAND AGENTS:**

Isolthermics Company Australia Pty Ltd

Phone 07 3806 5411

Fax 07 3806 5148

Email [info@isolthermics.com.au](mailto:info@isolthermics.com.au)

Web [www.isolthermics.com.au](http://www.isolthermics.com.au)

